



Electrolux
PROFESSIONAL

Modular Cooking Range Line thermaline 85 - 1000 mm Open base, 1 Side

ITEM #

MODEL #

NAME #

SIS #

AIA #



588638 (MB1MCAJ000)

Open Base, one-side
operated

Short Form Specification

Item No.

1000 mm wide open base compartment to store pots, pans, sheet pans, etc. Internal frame for heavy duty sturdiness in stainless steel. Flat surface construction, easily cleanable. IPX5 water resistant certification. Configuration: One side operated freestanding base.

Main Features

- All major components may be easily accessed from the front.
- Open base compartment for storage of pots, pans, sheet pans, etc.
- Unit to be placed below modular top appliances to store pots, pans, sheet pans, etc.

Construction

- 2 mm top in 1.4301 (AISI 304).
- IPX5 water resistance certification.
- Flat surface construction with minimal hidden areas to easily clean all surfaces
- Internal frame for heavy duty sturdiness in stainless steel.
- [NOT TRANSLATED]

Optional Accessories

- Stainless steel front kicking strip, 1000mm width PNC 912636 ☐
- Stainless steel side kicking strip left and right, wall mounted, 850mm width PNC 912659 ☐
- Stainless steel side kicking strip left and right, back-to-back, 1700mm width PNC 912662 ☐
- Stainless steel side panel, 850x700mm, right side, against wall PNC 913003 ☐
- Stainless steel side panel, 850x700mm, left side, against wall PNC 913004 ☐
- Perforated shelf for warming cabinets and cupboard bases (one-side operated TL80-85-90 and two-side operated for TL80) PNC 913239 ☐
- Side reinforced panel only in combination with side shelf, for against the wall installations, right PNC 913261 ☐
- Side reinforced panel only in combination with side shelf, for against the wall installations, left PNC 913262 ☐
- Shelf fixation for TL80-85-90 one-side operated, TL80 two-side operated PNC 913279 ☐
- Stainless steel dividing panel, 850x700mm, (it should only be used between Electrolux Professional thermaline Modular 85 and thermaline C85) PNC 913670 ☐

APPROVAL:



Experience the Excellence
www.electroluxprofessional.com

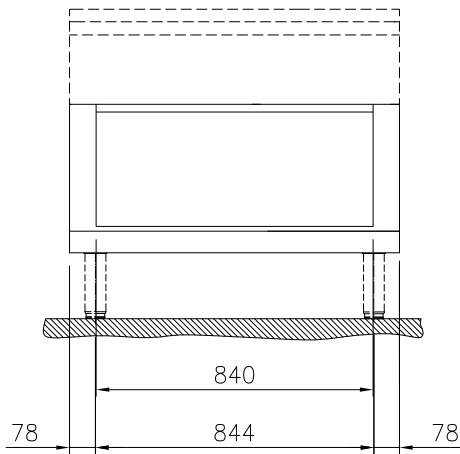
- Stainless steel side panel, 850x700mm, PNC 913686 ☐
flush-fitting (it should only be used
against the wall, against a niche and in
between Electrolux Professional
thermaline and ProThermetic
appliances and external appliances -
provided that these have at least the
same dimensions)



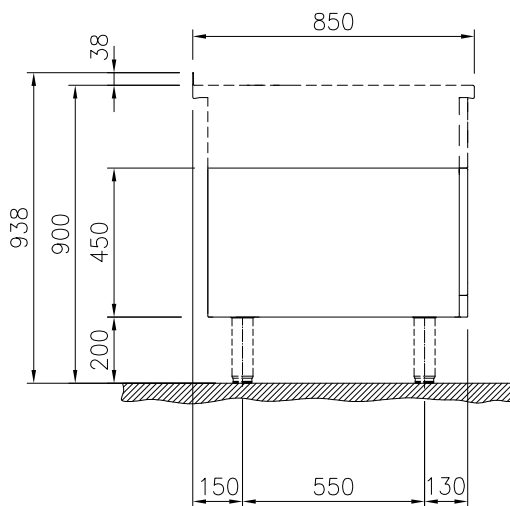
Electrolux
PROFESSIONAL

Modular Cooking Range Line thermaline 85 - 1000 mm Open base, 1 Side

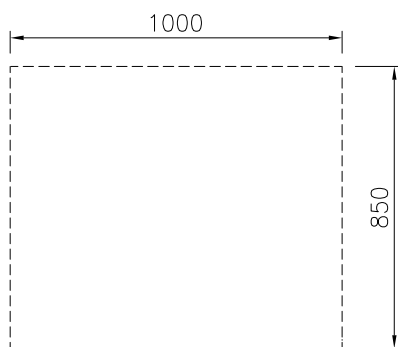
Front



Side



Top



Key Information:

External dimensions, Width:

588638 (MB1MCAJ000) 1000 mm

External dimensions, Depth: 850 mm

External dimensions, Height: 450 mm

Cupboard Cavity Dimensions (width): 840 mm

Cupboard Cavity Dimensions (height): 330 mm

Cupboard Cavity Dimensions (depth): 740 mm

Net weight: 23 kg



Modular Cooking Range Line
thermaline 85 - 1000 mm Open base, 1 Side

The company reserves the right to make modifications to the products without prior notice. All information correct at time of printing.

2025.04.18